

How is the purchase made?

1. To make a purchase, please enter the required card details:


- Cardholder's name and surname
- Number
- Expiration date
- CVV/CVC code

2. Merchants, which use the 3D Secure payment security system, indicate Mastercard ID Check and VISA logos on their website



3. Select one of the available authentication methods

You are on the secure purchase confirmation page.

Cardholder authentication 

Merchant: Ye Ōlde CoffééShoppé

Amount: 9.00 USD

Card number: XXXX XXXX XXXX 4363

Select the method for authentication

Smart-ID Code calculator eID card


Username
Enter your private customer ID of Internet Bank

3.1. If you chose Smart-ID, please enter your internet bank User ID and confirm with Smart-ID PIN1 code

Cardholder authentication


Code: 6104

Please check that you see the same number in your mobile screen. Enter Smart-ID PIN 1 code.

Waiting for an answer... 87 

3.2. If you chose code calculator, please enter your internet bank User ID and confirm with the code from code calculator

You are on the secure purchase confirmation page.

Cardholder authentication 

Merchant: 3DS (3DS2 ACS) STAGING

Amount: 11.00 EUR

Card number: XXXX XXXX XXXX 9320

Code: 7554

Enter the code on screen in your code calculator. Afterwards in the field below enter the code, which appeared in the code calculator

Required rights for Internet purchases with cards can be enabled in Internet bank or mobile application under cards settings.

4. If all the required data was entered correctly, the purchase will be made successfully and securely